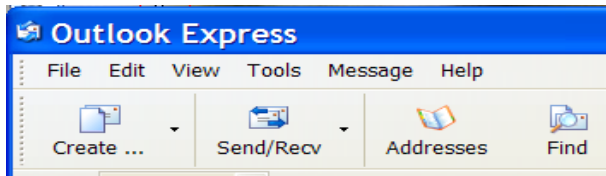


Rid yourself of offensive SPAM by using Message Rules in Outlook Express.

Are you a victim of **SPAM** companies that “bomb” your **Inbox** with ‘**Viagra**’ mail? Time to do something about it.

These spammers use sophisticated techniques to penetrate **Spam Filters**, but using the **Message Rules** tool in **Outlook Express** will help to reduce it. Here’s how:

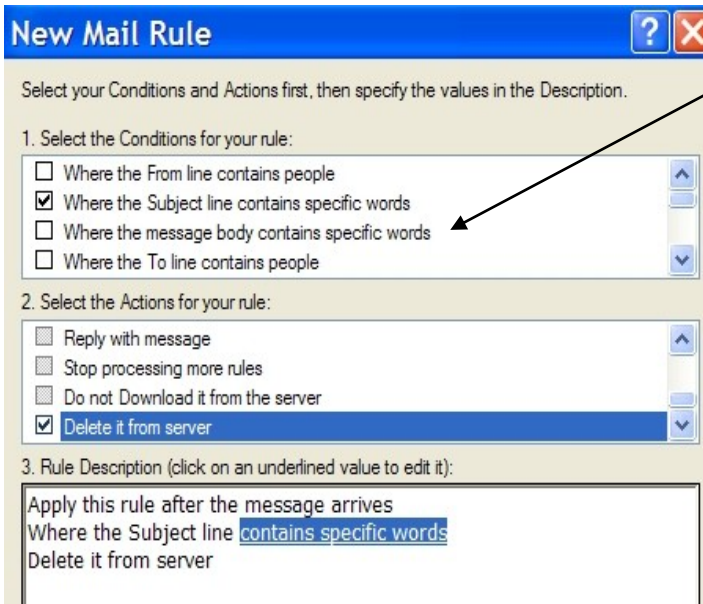
Open Outlook Express in Windows XP (or **Windows Mail** in Vista). In the Toolbar, click on ‘**Tools**’



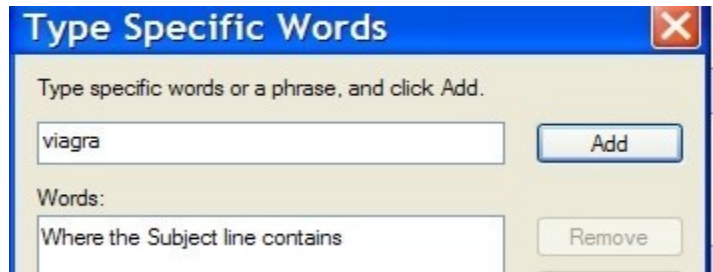
When the dropdown box appears, scroll down to “**Message Rules**”, and left click on this line. When it is ‘**highlighted**’ move the mouse right and click on ‘**Mail**’.

The ‘**New Mail Rule**’ box appears

In **box 1**, tick ‘**Where the Subject line contains specific**



words’ and using the scrollbar in **box 2** scroll down to the bottom and tick ‘**Delete from server**’. Then in **box 3** click on the line ‘**contains specific words**’.



Type in the word “**Viagra**’ and click the button ‘**Add**’, then ‘**OK**’ and ‘**OK**’ again in the ‘**New Mail Rule**’ box.

The **Message Rules** box will appear, click the button ‘**Apply Now**’ and again in the ‘**Apply Mail Rules Now**’ box. And finally ‘**OK**’ again in the ‘**Outlook Express**’ box.

You have now blocked Spam e-mails whose subject line contains the word ‘**Viagra**’.

You now need to do the same procedure again but this time tick the line ‘**Where the message body contains specific words**’.

As stated before, spammers try to penetrate spam filters and use different spellings for the word ‘**Viagra**’.

For example:- **viagara**, **vi4gr4**, **v1agra**, and so on. So, if you get different spellings then you can apply new rules accordingly.

Of course there are other offensive words in spam e-mails but I don’t want to offend your delicate sensibilities by stating them here. You know the ones I mean!

Article by John Shaw